



# Highline® Classic Comfort Height®

two-piece elongated 1.6 gpf toilet

**K-3493**

## Features

- Vitreous china.
- Elongated bowl.
- Equipped with Sloan FLUSHMATE®– Sloan® Valve Company.
- Polished chrome trip lever.
- Less seat and supply.
- 12" (305 mm) rough-in.
- 1.6 gpf (6.0 lpf).
- 2-1/4" (57 mm) glazed trapway.
- 12" (305 mm) x 10" (254 mm) water area.
- 30-1/8" (765 mm) x 21-1/4" (540 mm) x 31-1/4" (794 mm).

## Recommended Products/Accessories

- K-4636 Cachet® Quiet-Close™ Elongated Toilet Seat
- K-5588 Purefresh® Elongated Toilet Seat
- K-4108 C³®-230 Elongated cleansing toilet seat
- K-5420 Low-Profile Bolt Caps

## Included Components

Product consists of:

- K-4304 Toilet Bowl
- K-4645 Toilet tank, 1.6 gpf

Additional Components:

- Bolt cap accessory pack
- Equipped with Sloan FLUSHMATE® – Sloan® Valve Company
- Tank accessory pack
- Tank cover
- Trip lever



ADA

CSA B651

OBC

## Codes/Standards





- ASME A112.19.2/CSA B45.1
- DOE - Energy Policy Act 1992
- ADA
- ICC/ANSI A117.1
- CSA B651
- OBC

## KOHLER® One-Year Limited Warranty

See website for detailed warranty information.

## Available Colors/Finishes

*Color tiles intended for reference only.*

Color	Code	Description
	0	White
	96	Biscuit
	47	Almond
	7	Black Black™

