

### Features

- 8-inch center faucet holes.
- Classic rectangular basin.
- Overflow drain.
- Coordinates with other products in the Archer collection.

### Material

- Vitreous china.

### Installation

- Drop-in

### Recommended Products/Accessories

K-8998 P-Trap



ADA CSA B651

### Codes/Standards












ASME A112.19.2/CSA B45.1  
ADA  
ICC/ANSI A117.1  
CSA B651

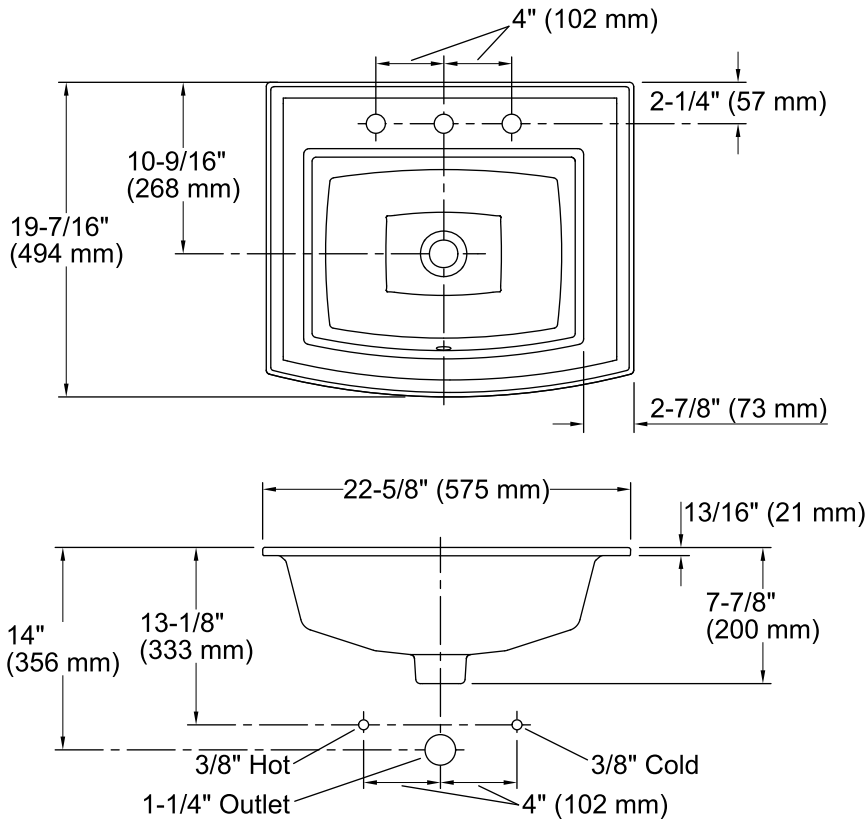
### KOHLER® One-Year Limited Warranty

See website for detailed warranty information.

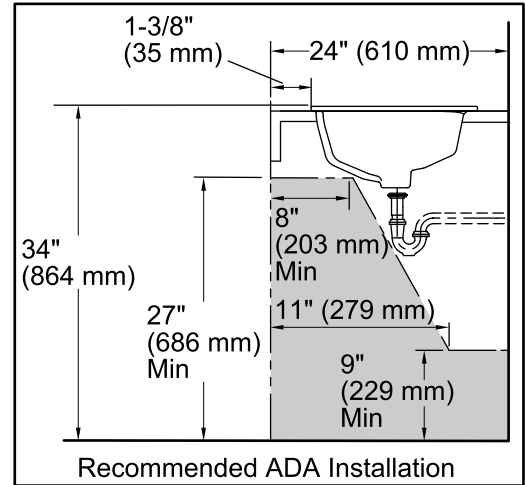
### Available Colors/Finishes

*Color tiles intended for reference only.*

Color	Code	Description
	0	White
	96	Biscuit
	47	Almond
	NY	Dune
	55	Innocent Blush™
	95	Ice™ Grey
	G9	Sandbar
	33	Mexican Sand™
	K4	Cashmere
	58	Thunder™ Grey
	7	Black Black™



Standard Installation



Recommended ADA Installation

## Technical Information

All product dimensions are nominal.

- Bowl configuration: Single
- Installation: Drop-in
- Bowl area (Only): Length: 16-7/8" (429 mm)  
Width: 12-9/16" (319 mm)  
Water depth: 4" (102 mm)
- Number of deck holes: 3
- Faucet hole spacing: 8" (203 mm)
- Faucet hole(s): 1-3/8" (35 mm)
- Drain hole: 1-3/4" (44 mm)
- Template: 1051936-7, required, included

## Notes

Install this product according to the installation instructions.

**NOTICE:** Countertop manufacturer or cutter must use the cut-out template provided with the product, or a current one provided by Kohler Co. (call 1-800-4KOHLER). Kohler Co. is not responsible for cutout errors when the incorrect cut-out template is used.

ADA, CSA B651 compliant when installed to the specific requirements of these regulations.