


**LAVATORY FAUCET  
K-454**

**ADA**

**Features**

- Brass construction
- Brass valve bodies
- Quarter-turn washerless ceramic disc valves
- Flexible connections for easy installation
- 2.2 gpm (8.3 lpm) flow rate
- Lower flow aerator options are available (refer to the Kohler Price Book)
- Pop-up drain with lift rod and tailpiece
- Cross or lever handles
- 5" (12.7 cm) spout reach



**Codes/Standards Applicable**

Specified model meets or exceeds the following:

- ASME A112.18.1
- CSA B125
- NSF 61
- Energy Policy Act of 1992
- ADA
- IAPMO/UPC
- CSA International






**Colors/Finishes**

- CP: Polished Chrome
- Other: Refer to Price Book for additional colors/finishes

**Accessories**

- NA: None applicable

**Specified Model**

Model	Description	 <b>ADA</b>	 <b>ADA</b>	
K-454-3C	Faucet with Classic cross handles	<input type="checkbox"/> CP <input type="checkbox"/> Other___		
K-454-3S	Faucet with Stately cross handles		<input type="checkbox"/> CP <input type="checkbox"/> Other___	
		 <b>ADA</b>	 <b>ADA</b>	 <b>ADA</b>
K-454-4C	Faucet with Classic lever handle	<input type="checkbox"/> CP <input type="checkbox"/> Other___		
K-454-4S	Faucet with Stately faceted lever handle		<input type="checkbox"/> CP <input type="checkbox"/> Other___	
K-454-4V	Faucet with Stately Deco lever handle			<input type="checkbox"/> CP <input type="checkbox"/> Other___

**Product Specification**

Two-handle widespread lavatory faucet shall be of brass construction. Faucet shall feature brass valve bodies. Faucet shall feature quarter-turn washerless ceramic disc valves. Faucet shall include flexible connections for easy installation, 5" (12.7 cm) spout reach, pop-up drain with lift rod and tailpiece, and cross or lever handles. Faucet shall be rated at 2.2 gallons (8.3 L) per minute. Faucet shall have lower flow aerator options. Faucet shall be Kohler Model K-454-\_\_\_\_\_-\_\_\_\_\_.

# MEMOIRS®

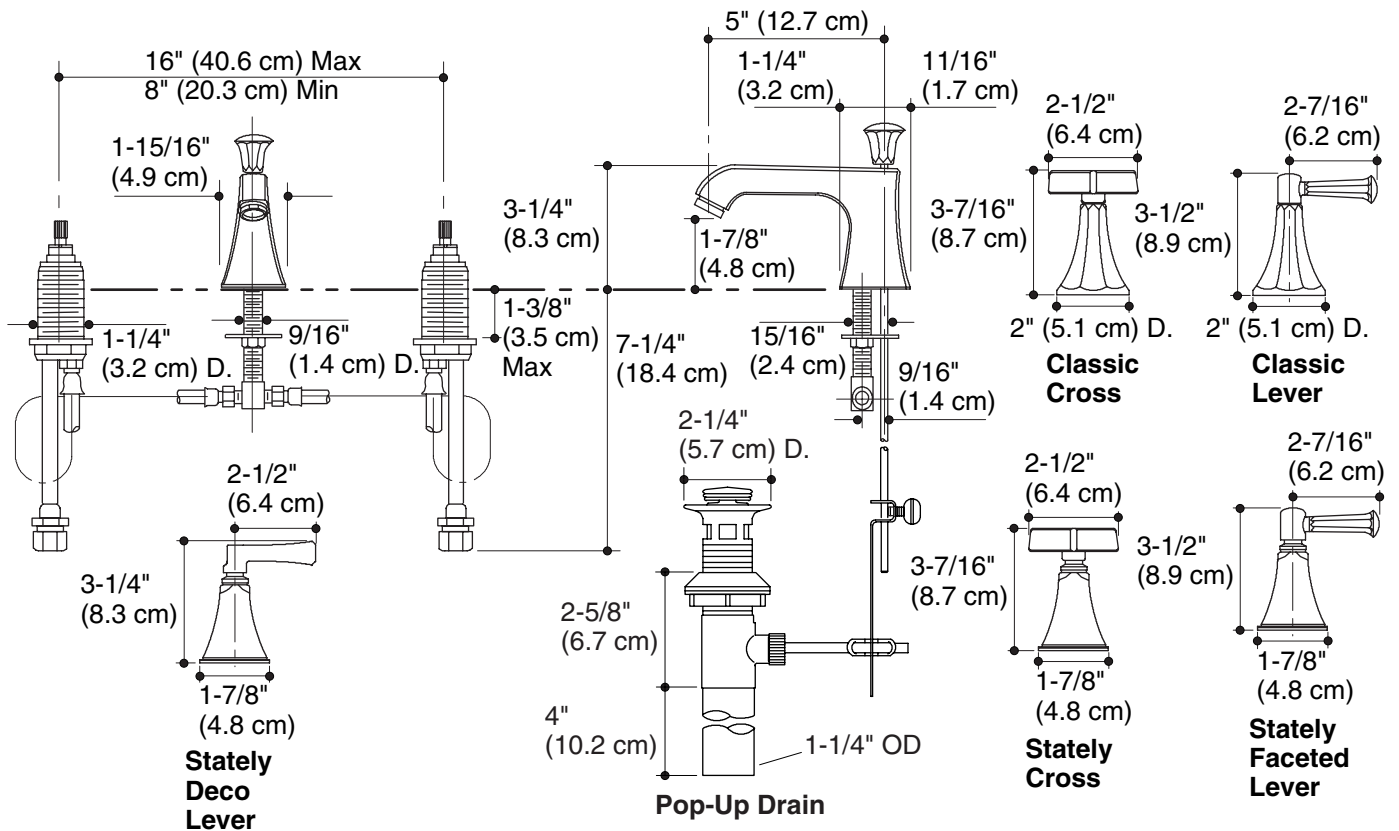
## Optional Accessories

40003 Wrench for long-stemmed ceramic valve bodies

NA

## Installation Notes

Install this product according to the installation guide.



## Product Diagram