

SHELF-BACK LAVATORY FAUCET K-8046

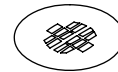

Features

- Brass construction
- Brass valve bodies
- Valvet® valves
- Grid drain with tailpiece
- For 5-1/2" (14 cm) centers
- Variety of handle style options
- 1-1/4" (3.2 cm) spout

ADA

CSA B651

OBC



Codes/Standards Applicable





Specified model meets or exceeds the following:

- ADA
- CSA B651
- OBC
- ASME A112.18.1/CSA B125.1
- Energy Policy Act of 1992

Colors/Finishes

- CP: Polished Chrome

Specified Model

Model	Description		 ADA	 ADA	 ADA CSA B651 OBC
K-8046-2A	Lavatory faucet with grid drain and standard handles	<input type="checkbox"/> CP			
K-8046-3A	Lavatory faucet with grid drain and cross handles		<input type="checkbox"/> CP		
K-8046-4A	Lavatory faucet with grid drain, lever handles			<input type="checkbox"/> CP	
K-8046-5A	Lavatory faucet with grid drain and wristblade handles				<input type="checkbox"/> CP

Product Specification

Shelf-back lavatory faucet shall be of brass construction. Faucet shall feature brass valve bodies. Product shall include 5-1/2" (14 cm) centers, 1-1/4" (3.2 cm) spout, and grid drain with tailpiece. Product shall have a variety of handle style options available. Faucet shall be Kohler Model K-8046-____-CP.

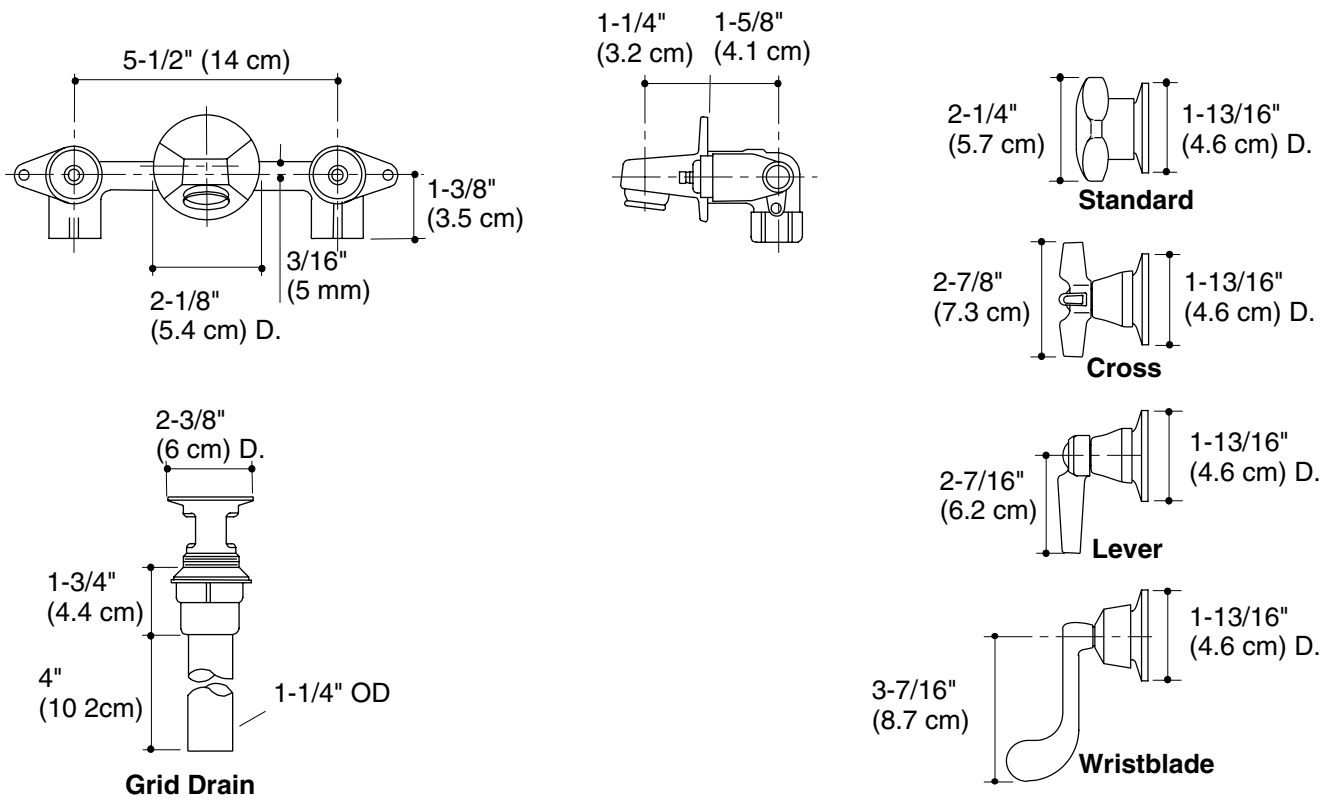
TRITON®

Optional Accessories		
1160594	Large Spray 0.35 gpm (1.32 lpm) – Insert only	<input type="checkbox"/> NA
_____	Additional flow options are available (refer to the Price Book)	<input type="checkbox"/> NA

Installation Notes

Install this product according to the installation guide.

ADA, CSA B651, OBC compliant when installed to the specific requirements of these regulations.



Product Diagram