


**Features**

- Brass construction
- Flexible connections for easy installation
- Brass valve bodies
- Quarter-turn washerless ceramic disc valves
- Pop-up drain with lift rod and tailpiece
- Variety of handle style options
- Vertical spray
- Fixture-mount transfer valve/vacuum breaker

**Codes/Standards Applicable**

Specified model meets or exceeds the following:

- ASME A112.18.1/CSA B125.1
- IAPMO/UPC
- Listed in the state of Michigan






**Colors/Finishes**

- CP: Polished Chrome
- PB: Vibrant® Polished Brass
- Other: Refer to Price Book for additional colors/finishes

**Accessories**

- CP: Polished Chrome
- PB: Vibrant® Polished Brass
- Other: Refer to Price Book for additional colors/finishes

**Specified Model**

Model	Description		<b>ADA</b>		
K-142-3	With six-prong handles	<input type="checkbox"/> CP <input type="checkbox"/> PB <input type="checkbox"/> Other ____			
K-142-4	With lever handles		<input type="checkbox"/> CP <input type="checkbox"/> PB <input type="checkbox"/> Other ____		
K-142-9B	With oval handles				<input type="checkbox"/> CP <input type="checkbox"/> PB <input type="checkbox"/> Other ____

**Product Specification**

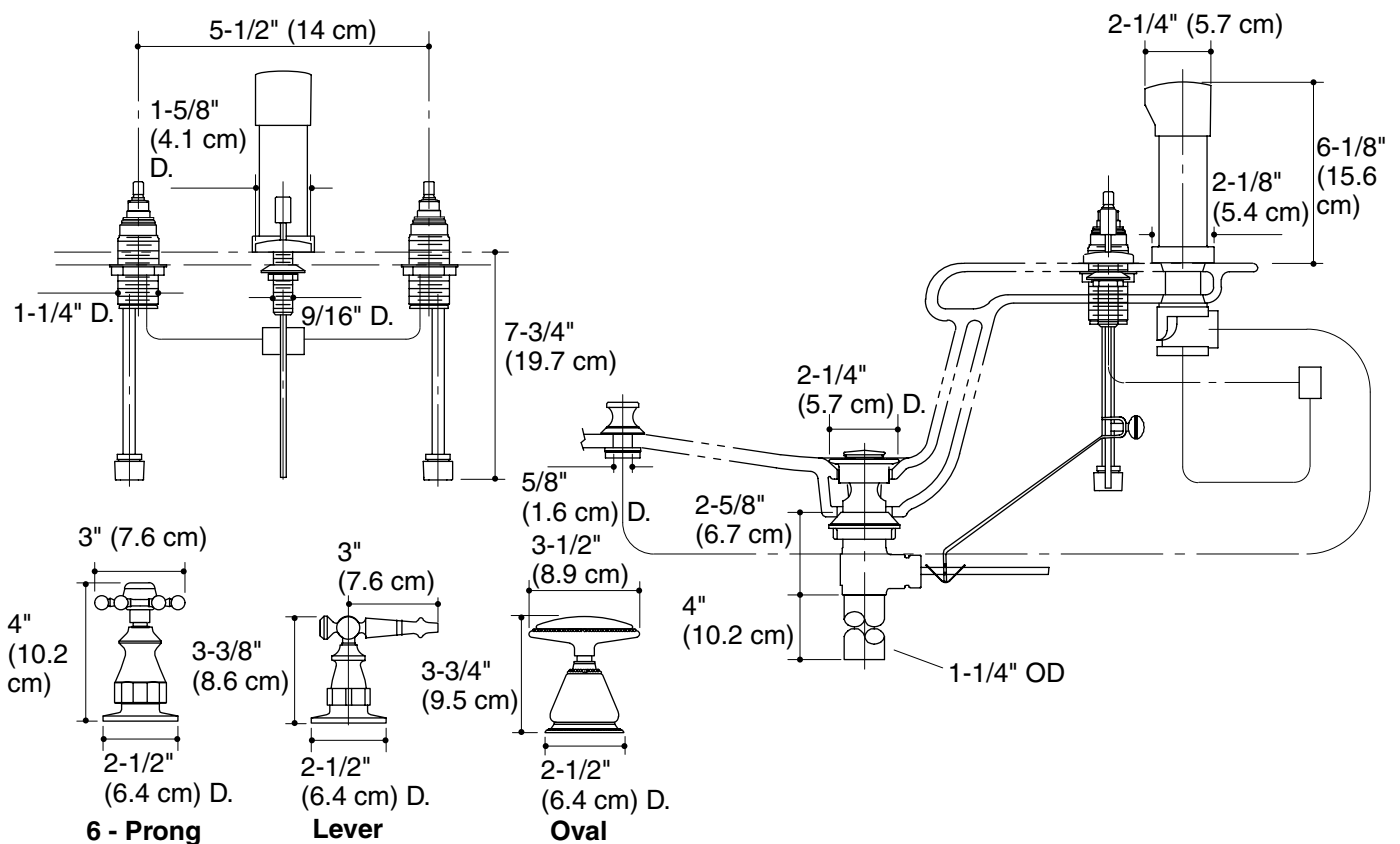
Two-handle fixture-mount bidet faucet shall be of brass construction. Faucet shall feature brass valve bodies. Faucet shall feature quarter-turn washerless ceramic disc valves, assuring positive handle stop positioning. Product shall include flexible connections, pop-up drain with lift rod and tailpiece, handles, vertical spray, and fixture-mount valve/vacuum breaker. Faucet shall be Kohler Model K-142-\_\_\_\_-\_\_\_\_ and trim, if required, shall be Kohler Model K-\_\_\_\_-\_\_\_\_.

# ANTIQUETM

Required Accessories (For K-142-9B Only)		
K-253	Ceramic oval handle insets and skirts, pair, garland texture <b>OR</b>	<input type="checkbox"/> Other _____
K-258	Ceramic oval handle insets and skirts, pair	<input type="checkbox"/> Other _____
Optional Accessories		
K-9637	Small lever inserts, pair	<input type="checkbox"/> CP <input type="checkbox"/> PB
K-9657	Small lever inserts, pair	<input type="checkbox"/> Other _____

## Installation Notes

Install this product according to the installation guide.



**Product Diagram**