

**LAVATORY FAUCET  
K-108**

**ADA**


**Features**

- Brass construction
- Flexible connections for easy installation
- Brass valve bodies
- Quarter-turn washerless ceramic disc valves
- 2.0 gallons (7.6 L) per minute flow rate
- Pop-up drain with lift rod and tailpiece
- 4-5/8" (11.7 cm) spout
- Available with six-prong or lever handles

**Codes/Standards Applicable**

Specified model meets or exceeds the following:

- ASME A112.18.1/CSA B125.1
- Energy Policy Act of 1992
- IAPMO/UPC
- NSF 61
- ADA
- CSA International





**Colors/Finishes**

- CP: Polished Chrome
- PB: Vibrant® Polished Brass
- Other: Refer to Price Book for additional colors/finishes

**Accessories**

- CP: Polished Chrome
- PB: Vibrant® Polished Brass
- Other: Refer to Price Book for additional colors/finishes
- NA: None applicable

**Specified Model**

Model	Description	 <span style="border: 1px solid black; padding: 2px;"><b>ADA</b></span> 		
K-108-3	Lavatory faucet with six-prong handles	<input type="checkbox"/> CP	<input type="checkbox"/> PB	<input type="checkbox"/> Other _____
K-108-4	Lavatory faucet with lever handles	<input type="checkbox"/> CP	<input type="checkbox"/> PB	<input type="checkbox"/> Other _____
Optional Accessories				
K-9637	Small lever inserts, pair	<input type="checkbox"/> CP	<input type="checkbox"/> PB	
K-9657	Small lever inserts, pair	<input type="checkbox"/> Other _____		
40003	Wrench for long-stemmed ceramic valve bodies	<input type="checkbox"/> NA		

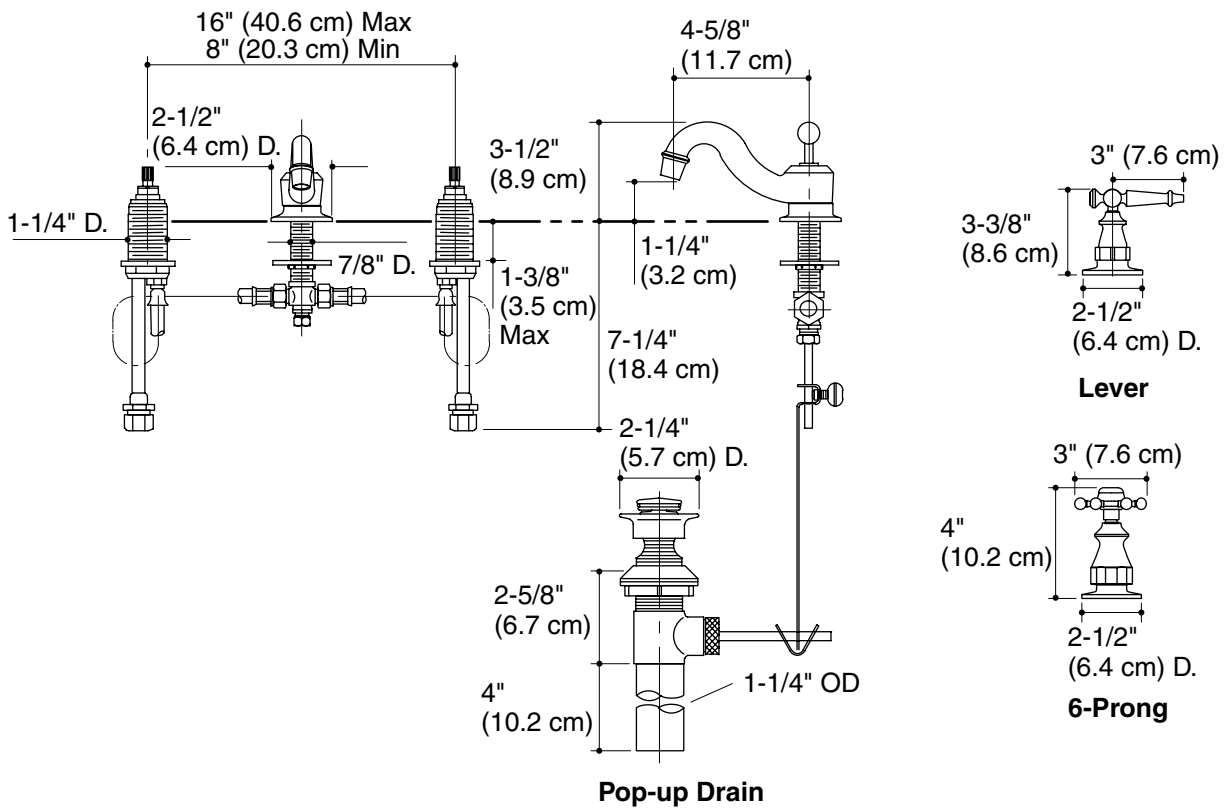
**Product Specification**

Two-handle widespread lavatory faucet shall be of brass construction. Faucet shall feature brass valve bodies. Faucet shall feature quarter-turn washerless ceramic disc valves. Product shall include flexible connections for easy installation, 4-5/8" (11.7 cm) spout, pop-up drain with lift rod and tailpiece, and six-prong or lever handles. Faucet shall be rated at 2.0 gallons (7.6 L) per minute flow rate. Faucet shall be Kohler Model K-108-\_\_\_\_\_-\_\_\_\_\_.

# ANTIQUE™

## Installation Notes

Install this product according to the installation notes



## Product Diagram