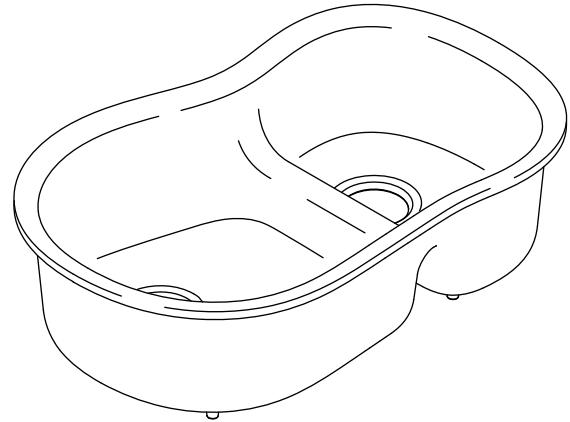


Features

- KOHLER cast iron
- Acid-resistant enamel finish
- Double (small/large) compartment
- Smart Divide™ lowered divider
- 33" (838 mm) x 21-1/2" (546 mm)

TOP-MOUNT OR UNDER-MOUNT KITCHEN SINK K-6498



Codes/Standards Applicable

Specified model meets or exceeds the following:

- ASME A112.19.1/CSA B45.2

Colors/Finishes

- 0: White
- Other: Refer to Price Book for additional colors/finishes

Accessories

- CP: Polished Chrome
- ST: Stainless Steel
- Other: Refer to Price Book for additional colors/finishes

Specified Model

Model	Description	Colors/Finishes	
K-6498	Top-mount or under-mount kitchen sink	<input type="checkbox"/> 0	<input type="checkbox"/> Other_____
Optional Accessories			
K-8801	Duostrainer® sink strainer	<input type="checkbox"/> CP	<input type="checkbox"/> Other_____
K-6070	Bottom bowl rack for left bowl	<input type="checkbox"/> ST	
K-6071	Bottom bowl rack for right bowl	<input type="checkbox"/> ST	

Product Specification

The kitchen sink shall be made of cast iron with acid-resistant enamel finish. Sink shall be double (small/large) compartment. Sink shall be top-mount or under-mount. Sink shall be 33" (838 mm) in length, and 21-1/2" (546 mm) in width. Sink shall be Kohler Model K-6498-_____.

IRON/TONES™

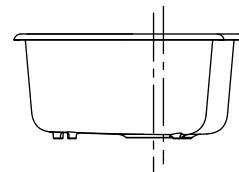
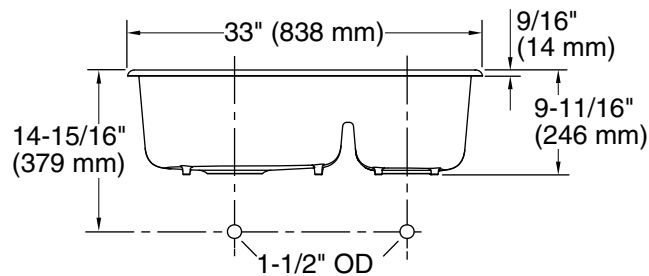
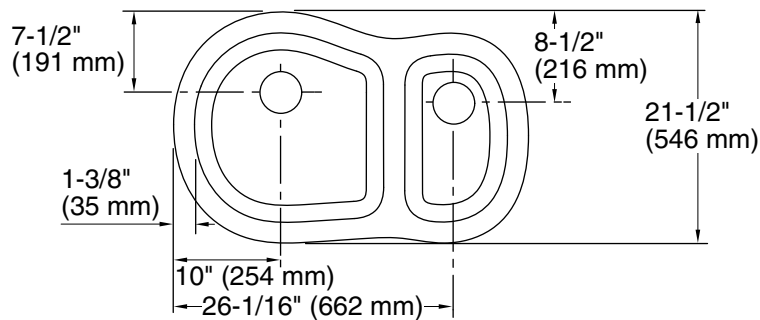
Technical Information

Fixture*:	
Bowl area	30-1/4" (768 mm) x 18-3/4" (476 mm)
Water depth	9" (229 mm)
Drain holes	Ø 3-7/8" (98 mm)
* Approximate measurements for comparison only.	
Included components:	
Cut-out template	1048398-7

Installation Notes

Install this product according to the installation guide.

When this sink is installed in a standard base cabinet, a single-hole faucet mounted directly behind the divider is recommended. A multi-hole faucet may require custom cabinetry (such as a bump-out) or modification to the base cabinet.



Product Diagram